

2024

GUN RESPONSIBILITY LEGISLATIVE SCORECARD

HOW WE GRADED

LEGISLATIVE LEADERSHIP is more than just taking votes, that is why we're including evaluations on priority gun responsibility legislation, bill sponsorship, and legislative and community advocacy.


VOTES AND SPONSORSHIP - Grades reflect a record of bills voted for or sponsored, which increase community safety and responsibility, and against bills that move our state in the wrong direction.




BILLS EVALUATED INCLUDE - In 2024, lawmakers made significant progress in introducing and passing a record number of gun violence prevention bills. Policies we evaluated for this year's scorecard include:

- **1902 / 6004** - Require a Permit to Purchase Firearms
- **1903** - Report Lost and Stolen Firearms
- **2118 / 6266** - Dealer Responsibility
- **2054** - Restricting Bulk Firearm Purchases
- **2197** - Support Community-Based Violence Intervention
- **6227 / 5985 / 6246 / 2238 / 5963** - Keep Communities Safe
- **2021 / 6001** - Keeping crime guns off the street
- **5444** - Protecting communities by restricting firearms in sensitive places

LEGISLATIVE ADVOCACY - Grades reflect the degree to which legislators advocated for gun responsibility in committee, amongst colleagues, on the floor, and in Caucus.

COMMUNITY ADVOCACY - Grades reflect how deeply legislators engaged with constituents, community groups, and Alliance for Gun Responsibility partners to work towards greater gun responsibility.

 = Legislators who went the extra mile for gun safety, from meeting with constituents to speaking out in the press.

State Senator	LD	VOTE Grade	Sponsorship Grade	Legislative Grade	Community Grade	Overall 2024 Grade	Grade Trajectory	Lifetime Grade
Derek Stanford	1	100.00%	A+	A+	A+	A+	—	A+
Jim McCune	2	10.00%	-	F	F	F	—	F
Andy Billig	 3	100.00%	-	A+	A+	A+	—	A+
Mike Padden	4	9.09%	-	F	F	F	—	F
Mark Mullet	5	100.00%	-	C	C	B+	↑	A-
Jeff Holy	6	18.18%	-	F	F	F	—	F
Shelly Short	7	9.09%	-	F	F	F	—	F
Matt Boehnke	8	9.09%	-	F	F	F	—	F
Mark Schoesler	9	9.09%	-	F	F	F	—	F
Ron Muzzall	10	18.18%	-	F	F	F	—	F
Bob Hasegawa	11	100.00%	A+	A+	A-	A+	—	A+
Brad Hawkins	12	36.36%	-	F	F	F	—	F
Judy Warnick	13	9.09%	-	F	F	F	—	F
Curtis King	14	18.18%	-	F	F	F	—	F
Nikki Torres	15	9.09%	-	F	F	F	—	F
Perry Dozier	16	9.09%	-	F	F	F	—	F
Lynda Wilson	17	9.09%	-	F	F	F	—	F
Ann Rivers	18	18.18%	-	F	F	F	—	F
Jeff Wilson	19	18.18%	-	F	F	F	—	F
John Braun	20	9.09%	-	F	F	F	—	F
Marko Liias	 21	100.00%	A+	A+	A+	A+	—	A+
Sam Hunt	 22	100.00%	A+	A+	A+	A+	—	A+
Drew Hansen	 23	100.00%	A+	A+	A+	A+	—	A+
Kevin Van De Wege	24	81.82%	-	C	C	B-	↑	B-
Chris Gildon	25	36.36%	-	F	F	F	—	F
Emily Randall	26	100.00%	-	A+	A+	A+	—	A
Yasmin Trudeau	27	100.00%	A+	A+	A+	A+	—	A+
Twina Nobles	28	100.00%	A+	A+	A+	A+	—	A+
Steve Conway	29	100.00%	-	A-	A-	A	—	A-
Claire Wilson	 30	100.00%	A+	A+	A+	A+	—	A+
Phil Fortunato	31	9.09%	-	F	F	F	—	F
Jesse Salomon	32	100.00%	B+	A+	A+	A+	—	A+
Karen Keiser	33	100.00%	A+	A+	A+	A+	—	A+
Joe Nguyen	34	100.00%	A+	A+	A+	A+	—	A+
Drew MacEwen	35	18.18%	-	F	F	F	—	F
Noel Frame	36	100.00%	A+	A+	A+	A+	—	A+
Rebecca Saldaña	37	100.00%	A+	A+	A+	A+	—	A+
June Robinson	38	100.00%	-	A+	A+	A+	—	A+
Keith Wagoner	39	9.09%	-	F	F	F	—	F
Liz Lovelett	40	100.00%	B+	A+	A+	A+	—	A+
Lisa Wellman	41	100.00%	A+	A+	A+	A+	—	A+
Sharon Shewmake	42	100.00%	-	A-	A-	A	↑	A-
Jamie Pedersen	 43	100.00%	A+	A+	A+	A+	—	A+
John Lovick	 44	100.00%	A+	A+	A+	A+	—	A+
Manka Dhingra	 45	100.00%	A+	A+	A+	A+	—	A+
Javier Valdez	 46	100.00%	A+	A+	A+	A+	—	A+
Claudia Kauffman	47	100.00%	B+	A+	A-	A+	—	A+
Patty Kuderer	 48	100.00%	A+	A+	A+	A+	—	A+
Annette Cleveland	49	100.00%	-	A+	A+	A+	—	A+

Grade Trajectory: Improvements:  Decline:  No Change:  Not Applicable: **NA**

State Representative	LD	VOTE Grade	Sponsorship Grade	Legislative Grade	Community Grade	Overall 2024 Grade	Grade Trajectory	Lifetime Grade
Davina Duerr	1	100.00%	A+	A+	A+	A+	—	A+
Shelley Kloba	1	100.00%	A+	A+	A+	A+	—	A+
Andrew Barkis	2	45.45%	-	D	F	F	—	F
J.T. Wilcox	2	18.18%	-	F	F	F	—	F
Timm Ormsby	3	100.00%	A+	A+	A+	A+	—	A+
Marcus Riccelli	3	100.00%	B+	A+	A+	A+	—	A+
Leonard Christian	4	9.09%	-	F	F	F	—	F
Suzanne Schmidt	4	18.18%	-	F	F	F	—	F
Lisa Callan	5	100.00%	A+	A+	A+	A+	—	A+
Bill Ramos	5	100.00%	A	A+	A	A+	—	A+
Jenny Graham	6	18.18%	-	F	F	F	—	F
Mike Volz	6	0.00%	-	F	F	F	—	F
Joel Kretz	7	9.09%	-	F	F	F	—	F
Jacquelin Maycumber	7	9.09%	-	F	F	F	—	F
Stephanie Barnard	8	18.18%	-	F	F	F	—	F
April Connors	8	18.18%	-	F	F	F	—	F
Mary Dye	9	22.22%	-	F	F	F	—	F
Joe Schmick	9	18.18%	-	F	F	F	—	F
Dave Paul	10	100.00%	-	A	A	A	↑	A-
Clyde Shavers	10	100.00%	-	A	A	A	↑	B
Steve Bergquist	11	100.00%	A+	A+	A+	A+	—	A+
David Hackney	11	100.00%	A+	A+	A+	A+	—	A+
Keith Goehner	12	45.45%	-	D	F	F	—	F
Mike Steele	12	45.45%	-	D	F	F	—	F
Tom Dent	13	9.09%	-	F	F	F	—	F
Alex Ybarra	13	18.18%	-	F	F	F	—	F
Chris Corry	14	0.00%	-	F	F	F	—	F
Gina Mosbrucker	14	18.18%	-	F	F	F	—	F
Bruce Chandler	15	0.00%	-	F	F	F	—	F
Bryan Sandlin	15	9.09%	-	F	F	F	—	F
Mark Klicker	16	9.09%	-	F	F	F	—	F
Skyler Rude	16	27.27%	-	D-	F	F	—	F
Paul Harris	17	36.36%	-	D	F	F	—	F
Kevin Waters	17	36.36%	-	D	F	F	—	F
Greg Cheney	18	45.45%	-	D	F	F	—	F
Stephanie McClintock	18	18.18%	-	F	F	F	—	F
Joel McEntire	19	0.00%	-	F	F	F	—	F
Jim Walsh	19	0.00%	-	F	F	F	—	F
Peter Abbarno	20	9.09%	-	F	F	F	—	F
Ed Orcutt	20	9.09%	-	F	F	F	—	F
Lillian Ortiz-Self	21	100.00%	A	A+	A+	A+	—	A+
Strom Peterson	21	100.00%	A+	A+	A+	A+	—	A+
Jessica Bateman	22	100.00%	A+	A+	A+	A+	—	A+
Beth Doglio	22	100.00%	A+	A+	A+	A+	—	A+
Greg Nance	23	100.00%	A	A+	A+	A+	—	A+
Tarra Simmons	23	100.00%	A+	A+	A+	A+	—	A+
Mike Chapman	24	63.64%	-	C	C	D	—	B-
Steve Tharinger	24	100.00%	A	A+	A+	A+	—	A+



State Representative	LD	VOTE Grade	Sponsorship Grade	Legislative Grade	Community Grade	Overall 2024 Grade	Grade Trajectory	Lifetime Grade
Kelly Chambers	25	18.18%	-	F	F	F	—	F
Cyndy Jacobsen	25	9.09%	-	F	F	F	—	F
Michelle Caldier	26	36.36%	-	D	F	F	—	F
Spencer Hutchins	26	45.45%	-	D	F	F	—	F
Jake Fey	27	100.00%	A+	A+	A+	A+	—	A+
Laurie Jinkins	27	100.00%	-	A+	A+	A+	—	A+
Dan Bronoske	28	100.00%	-	A	A	A	↑	A-
Mari Leavitt	28	100.00%	-	A	A	A	↑	A-
Sharlett Mena	29	100.00%	A+	A+	A+	A+	—	A+
Melanie Morgan	29	100.00%	-	A	A+	A+	—	A+
Kristine Reeves	30	100.00%	A+	A+	A+	A+	—	A+
Jamila Taylor	30	100.00%	A	A+	A+	A+	—	A+
Eric Robertson	31	36.36%	-	D	F	F	—	F
Drew Stokesbary	31	18.18%	-	F	F	F	—	F
Lauren Davis	32	100.00%	A+	A+	A+	A+	—	A+
Cindy Ryu	32	100.00%	A+	A+	A+	A+	—	A+
Mia Gregerson	33	100.00%	A+	A+	A+	A+	—	A
Tina Orwall	33	100.00%	A+	A+	A+	A+	—	A+
Emily Alvarado	34	100.00%	A+	A+	A+	A+	↑	A+
Joe Fitzgibbon	34	100.00%	A+	A+	A+	A+	—	A+
Travis Couture	35	18.18%	-	F	F	F	—	F
Dan Griffey	35	18.18%	-	F	F	F	—	F
Liz Berry	36	100.00%	A+	A+	A+	A+	—	A+
Julia Reed	36	100.00%	A+	A+	A+	A+	—	A+
Sharon Tomiko Santos	37	100.00%	A+	A+	A+	A+	—	A+
Chipalo Street	37	100.00%	A+	A+	A+	A+	—	A+
Julio Cortes	38	100.00%	A	A+	A+	A+	—	A+
Mary Fosse	38	100.00%	A+	A+	A+	A+	—	A+
Caroly Eslick	39	18.18%	-	F	F	F	—	F
Sam Low	39	18.18%	-	F	F	F	—	F
Debra Lekanoff	40	100.00%	A+	A+	A+	A+	—	A+
Alex Ramel	40	100.00%	A+	A+	A+	A+	—	A+
Tana Senn	41	100.00%	A+	A+	A+	A+	—	A+
My-Linh Thai	41	100.00%	A+	A+	A+	A+	—	A+
Alicia Rule	42	100.00%	A	A+	A	A+	↑	B
Joe Timmons	42	100.00%	-	A	A	A	↑	B
Frank Chopp	43	100.00%	-	A	A	A	↑	A
Nicole Macri	43	100.00%	A+	A+	A+	A+	—	A+
April Berg	44	100.00%	A	A+	A+	A+	—	A+
Brandy Donaghy	44	100.00%	-	A	A	A	—	A+
Roger Goodman	45	100.00%	A+	A+	A+	A+	—	A+
Larry Springer	45	100.00%	-	A	A	A	↑	A
Darya Farivar	46	100.00%	A+	A+	A+	A+	—	A+
Gerry Pollet	46	100.00%	A+	A+	A+	A+	—	A+
Debra Entenman	47	100.00%	-	A+	A+	A+	—	A+
Chris Stearns	47	100.00%	-	A	A	A	↑	A+
Vandana Slatter	48	100.00%	B+	A+	A+	A+	—	A+
Amy Walen	48	100.00%	A+	A+	A+	A+	—	A+
Monica Jurado Stonier	49	100.00%	A	A+	A+	A+	—	A+
Sharon Wylie	49	100.00%	A	A+	A+	A+	—	A+

Grade Trajectory: Improvements: ↑ Decline: ↓ No Change: — Not Applicable: NA